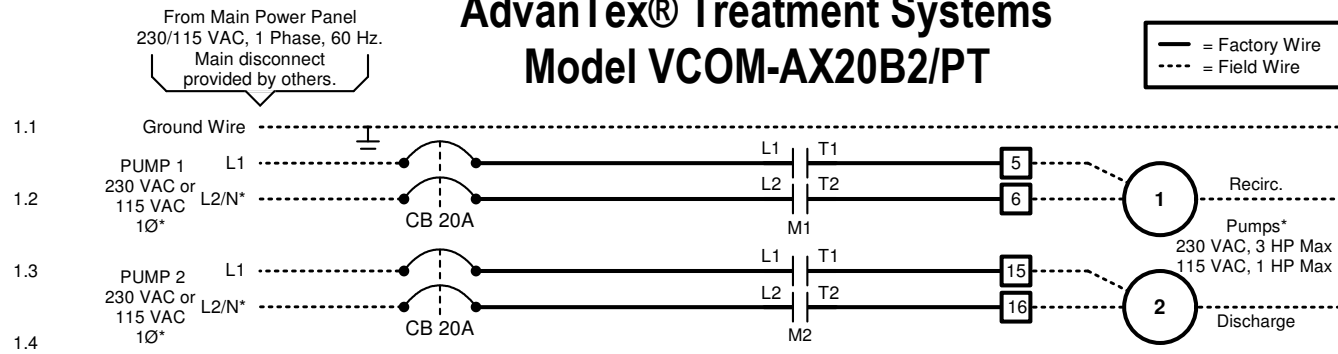


# Control Panel Wiring Diagram

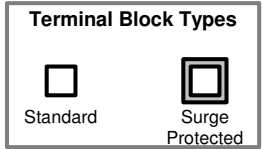
## AdvanTex® Treatment Systems

### Model VCOM-AX20B2/PT

— = Factory Wire  
- - - = Field Wire

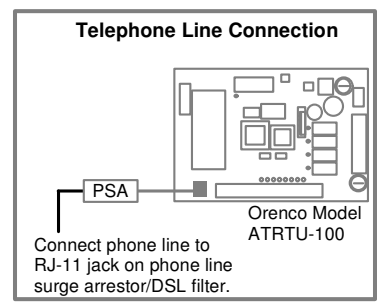
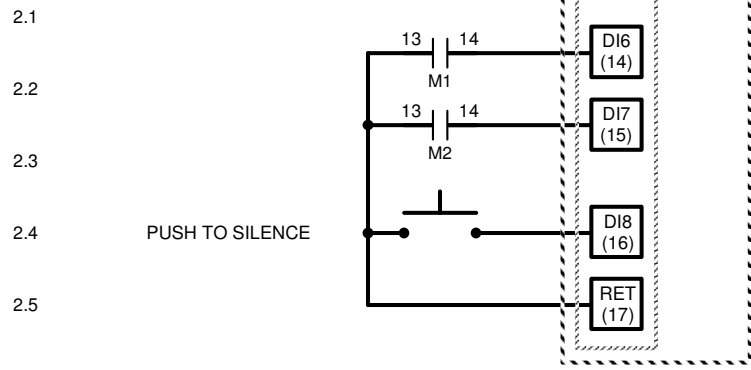


- SURGE ARRESTER  
SQUARE D  
SDSA1175T
- POWER LIGHT  
SIEMENS 3SU1 SERIES
- HEATER  
STEGO  
01602.0-09
- TRANSFORMER  
120-36VAC  
(W/ CENTER TAP)
- MANAGEMENT SYSTEM  
ORENCO  
ATRTU-100

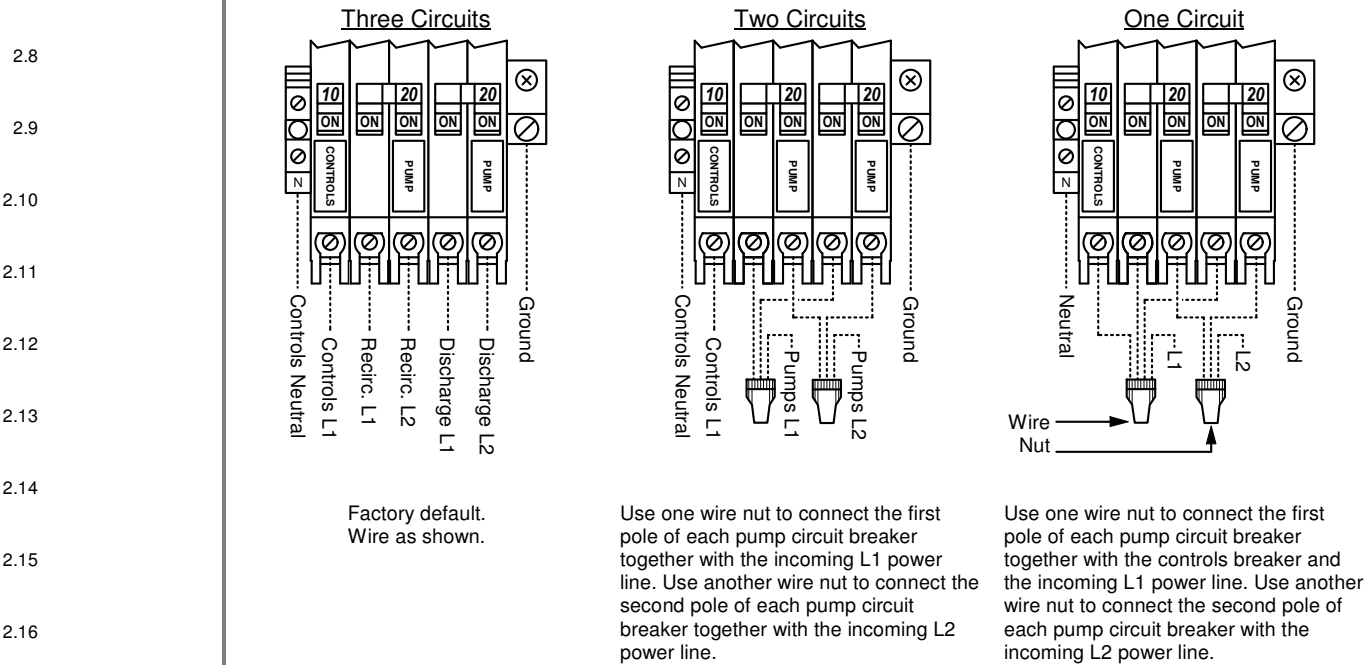


For the **recirc. pump**  
and **discharge pump**  
float arrangement  
diagrams, see drawing  
no. "EDW-FA-AX-22".

For VCOM-AX20B/PT  
operation description,  
see drawing no.  
"EIN-CP-OP-825".



**\*Power Wiring Options: 230 VAC Pumps**



**\*Power Wiring Options: 115 VAC Pumps**

