

Control Panel Wiring Diagram

AdvanTex® Treatment Systems

Model VCOM-AX20B1 /PT UV IP Drip



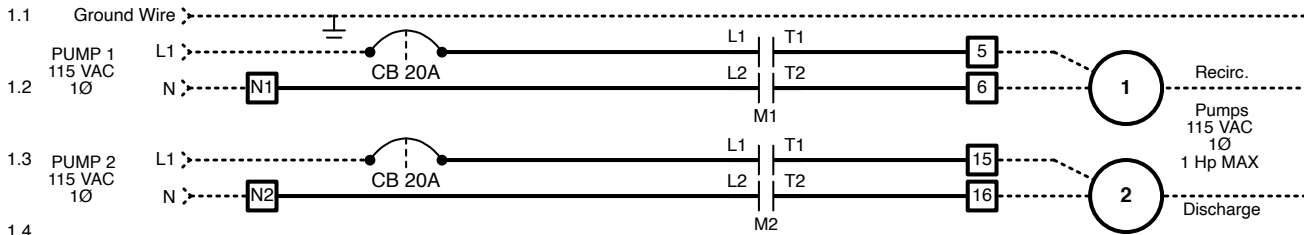
814 AIRWAY AVENUE
SUTHERLIN, OREGON
97479-9012

TELEPHONE:
(800) 348-9843
(541) 459-4449

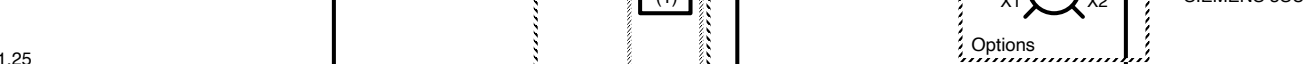
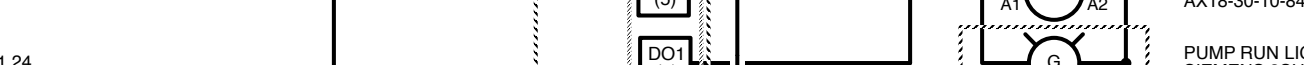

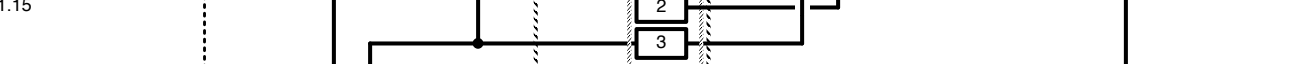
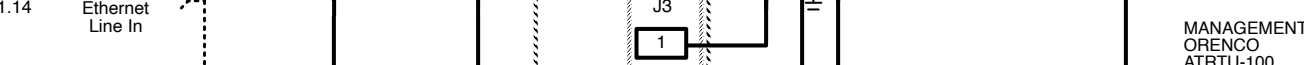
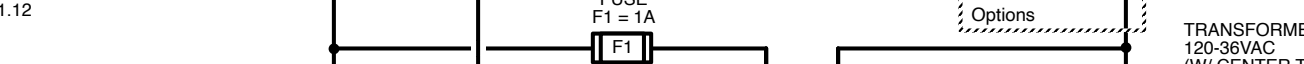
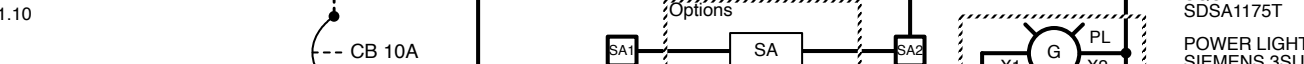
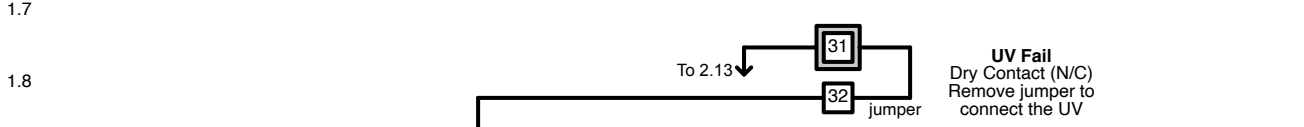

WEBSITE:
www.orenco.com

From Main Power Panel
115 VAC, 1 Phase, 60 Hz.
Main disconnect
provided by others.

— = Factory Wire
- - - = Field Wire



Note: Motors must have internal overload protection



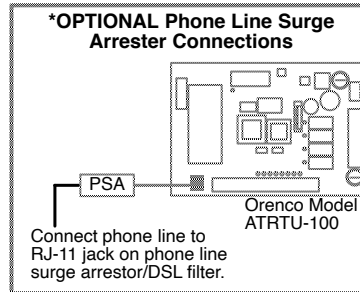
SURGE ARRESTOR
SQUARE D
SDSA1175T

POWER LIGHT
SIEMENS 3SU1 SERIES

HEATER
STEGO
01602.0-09

TRANSFORMER
120-36VAC
(W/ CENTER TAP)

MANAGEMENT SYSTEM
ORENCO
ATRТУ-100



MOTOR CONTACTOR
ABB
AX18-30-10-84

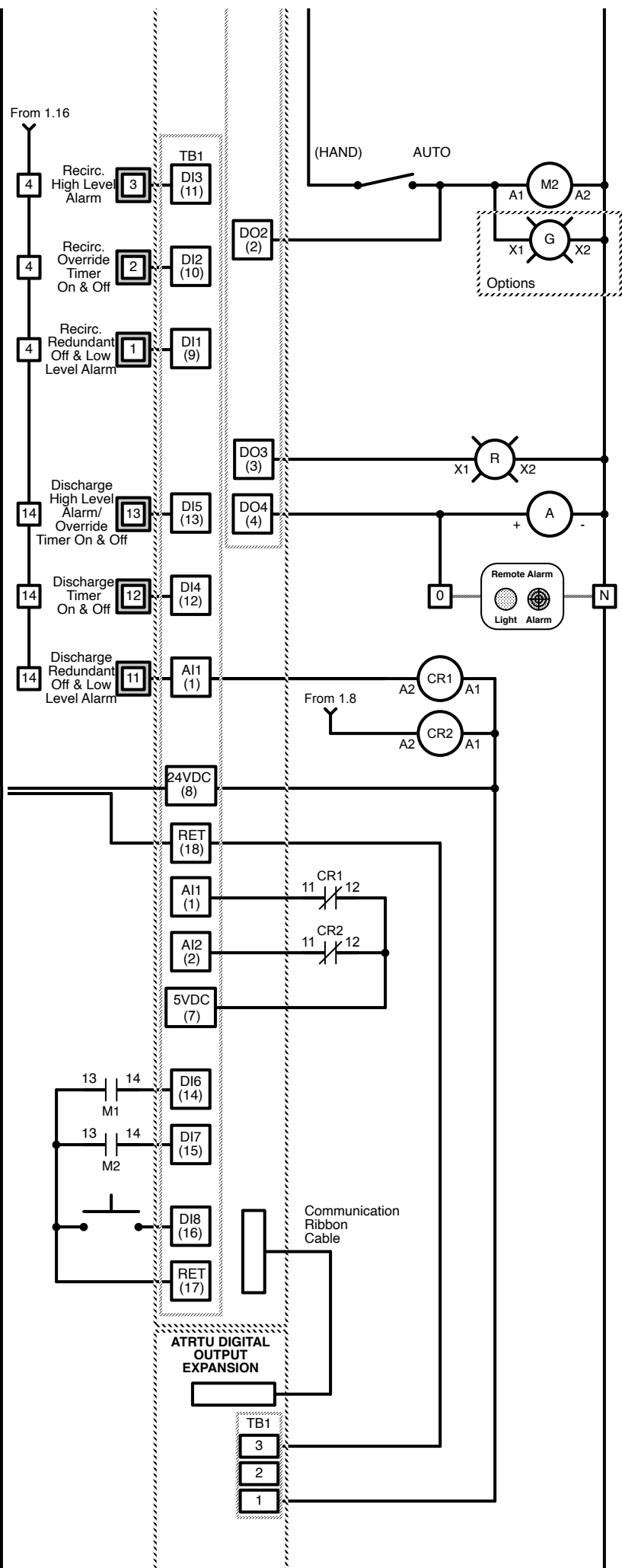
PUMP RUN LIGHT
SIEMENS 3SU1 SERIES

2.1
2.2
2.3
2.4
2.5
2.6
2.7
2.8
2.9
2.10
2.11
2.12
2.13
2.14
2.15
2.16
2.17
2.18
2.19
2.20
2.21
2.22
2.23
2.24
2.25
2.26
2.27

For *recirc. pump* float arrangement diagram, see drawing no. "EDW-FS-AX-2".

For *discharge pump* float arrangement diagram, see drawing no. "EDW-FS-AX-4".

PUSH TO SILENCE



MOTOR CONTACTOR
ABB
AX18-30-10-84

PUMP RUN LIGHT
SIEMENS 3SU1 SERIES

LEVEL ALARM LIGHT
SIEMENS 3SU1 SERIES

AUDIBLE ALARM
FLOYD BELL
SP-1081

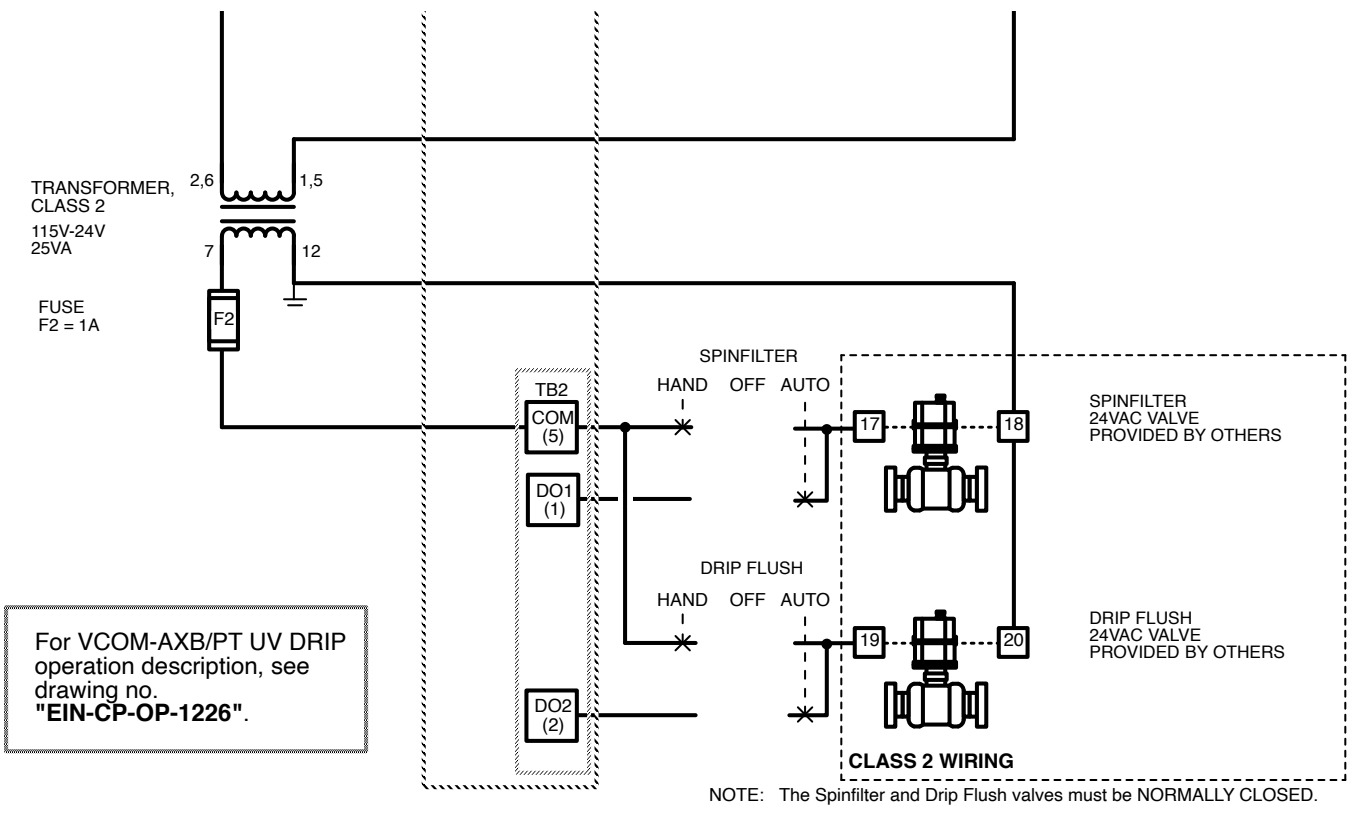
REMOTE ALARM
(AHW OR EQUIV.
115 VAC ALARM)

CONTROL RELAY
IDEC
RJ2S-CL-D24

CONTROL RELAY
IDEC
RJ2S-CL-D24

MANAGEMENT SYSTEM
ORENCO
ATRTU-4DO
Rev. A

3.1
3.2
3.3
3.4
3.5
3.6
3.7
3.8
3.9
3.10
3.11
3.12
3.13
3.14
3.15
3.16
3.17
3.18
3.19
3.20
3.21
3.22
3.23
3.24
3.25
3.26
3.27



For VCOM-AXB/PT UV DRIP operation description, see drawing no. "EIN-CP-OP-1226".

