

# Control Panel Wiring Diagram

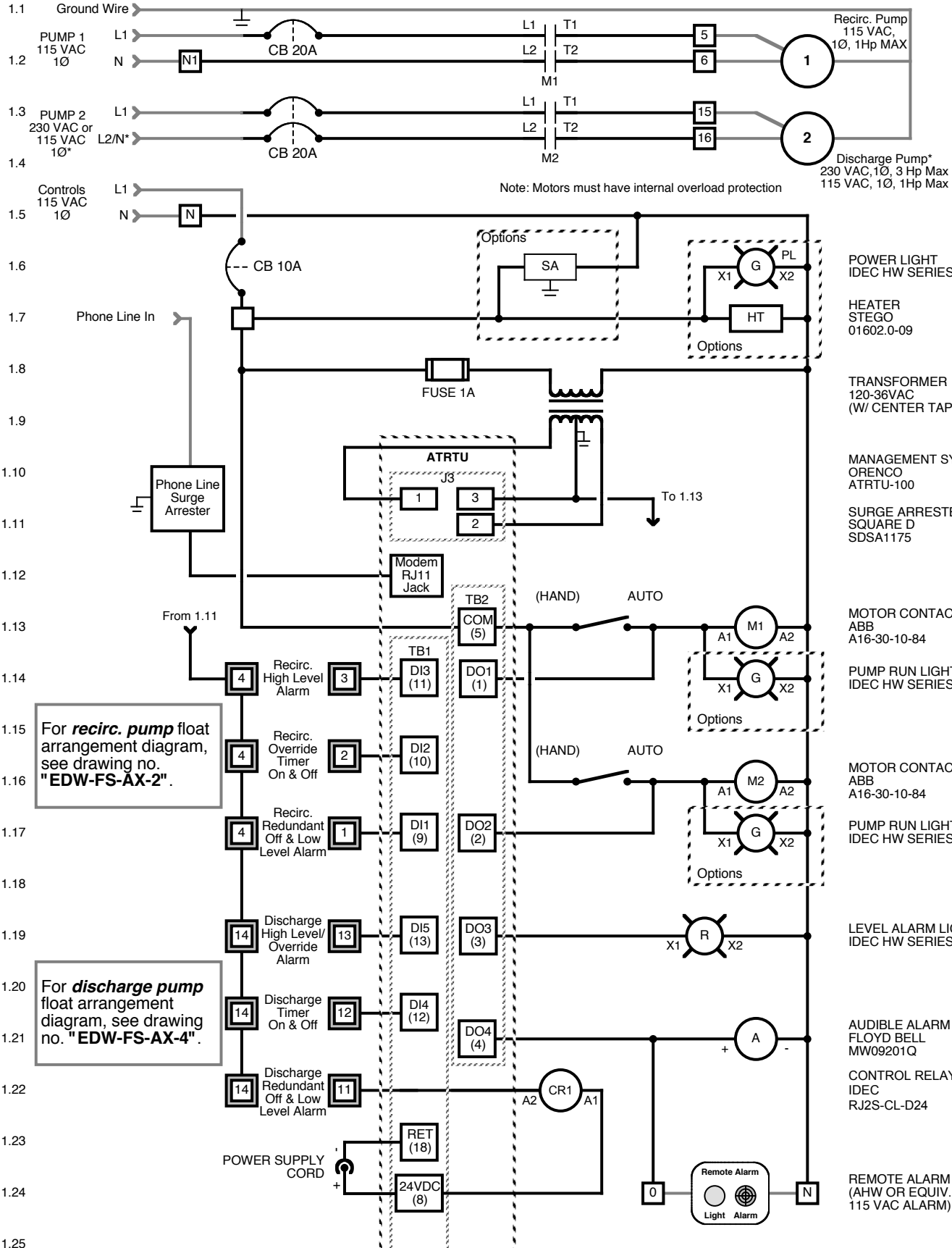
## AdvanTex® Treatment Systems

### Model VCOM-AX20B1/2PT



— = Factory Wire  
- - - = Field Wire

From Main Power Panel  
230/115 VAC, 1 Phase, 60 Hz.  
Main disconnect  
provided by others.



814 AIRWAY AVENUE  
SUTHERLIN, OREGON  
97479

TOLL FREE:  
(800) 348-9843

TELEPHONE:  
(541) 459-4449

FACSIMILE:  
(541) 459-2884

WEB SITE:  
www.oreco.com

POWER LIGHT  
IDEC HW SERIES

HEATER  
STEGO  
01602.0-09

TRANSFORMER  
120-36VAC  
(W/ CENTER TAP)

MANAGEMENT SYSTEM  
ORECO  
ATRTU-100

SURGE ARRESTER  
SQUARE D  
SDSA1175

MOTOR CONTACTOR  
ABB  
A16-30-10-84

PUMP RUN LIGHT  
IDEC HW SERIES

MOTOR CONTACTOR  
ABB  
A16-30-10-84

PUMP RUN LIGHT  
IDEC HW SERIES

LEVEL ALARM LIGHT  
IDEC HW SERIES

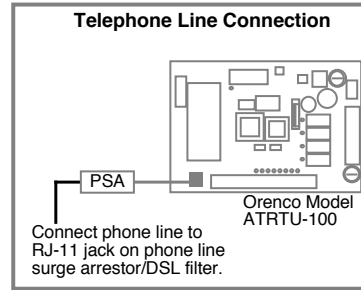
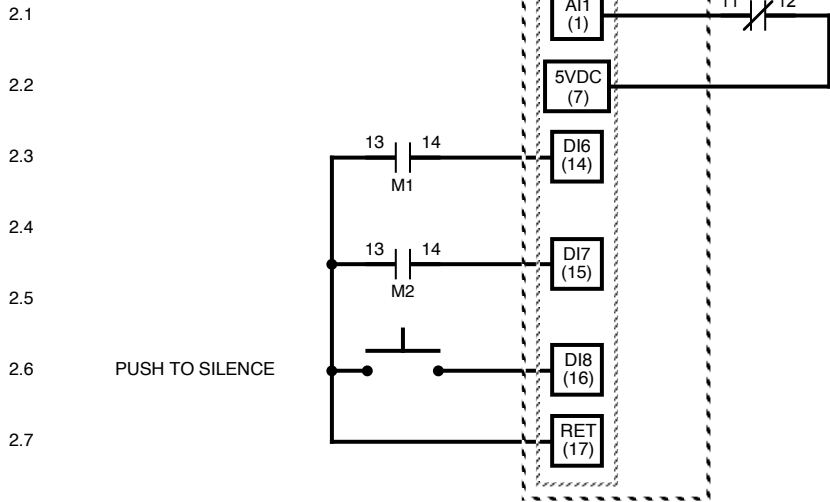
AUDIBLE ALARM  
FLOYD BELL  
MW09201Q

CONTROL RELAY  
IDEC  
RJ2S-CL-D24

REMOTE ALARM  
(AHW OR EQUIV.  
115 VAC ALARM)

For **recirc. pump** float arrangement diagram, see drawing no. "EDW-FS-AX-2".

For **discharge pump** float arrangement diagram, see drawing no. "EDW-FS-AX-4".



For VCOM-AXB/PT operation description, see drawing no. "EIN-CP-OP-825".

