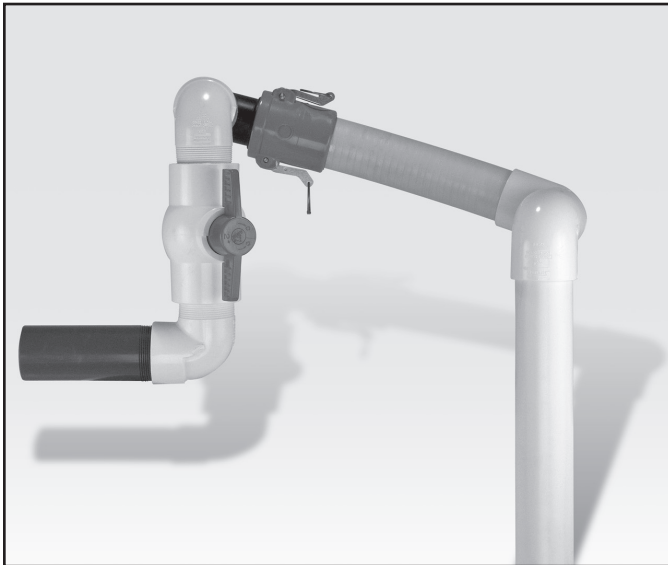


Discharge Assemblies

Applications

Orenco Discharge Assemblies are used to convey effluent from a pump to the exterior of a riser or pump basin. They come in the following configurations:

- High head, for use with submersible turbine pumps
- Low head, for use with common effluent pumps
- Drainback, for use with shallowly buried tanks and transport lines in cold climates
- Two additional applications are available:
- The cold weather kit coupled with a high-head discharge assembly is intended for use with deeply buried tanks and transport lines in cold weather
- The external flex extension is recommended for installations where tank settling may occur to avoid line breakage during settling.



High head style shown with optional quick-disconnect

General

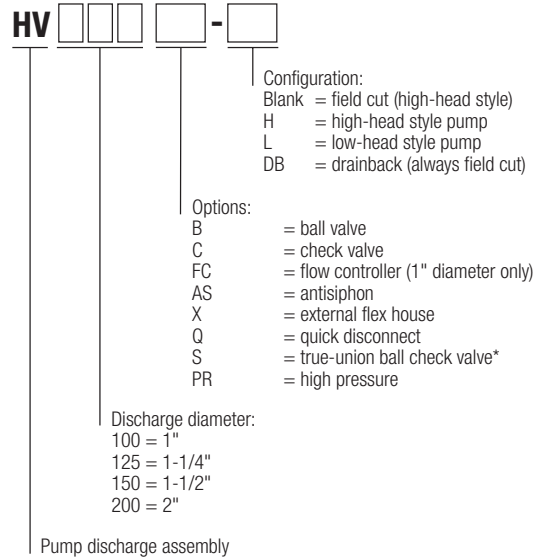
Orenco Discharge Assemblies are corrosion-resistant and adjustable for a proper fit. Discharge assemblies are composed of PVC valves and flexible hose that simplify installation and maintenance. The flexible hose damps vibrations from the pump and allows for easy installation. Cam-style quick-disconnect fittings are available on all configurations. All parts are either solvent welded or threaded and sealed with Teflon[®] paste.

Teflon[®] is a registered trademark of DuPont.

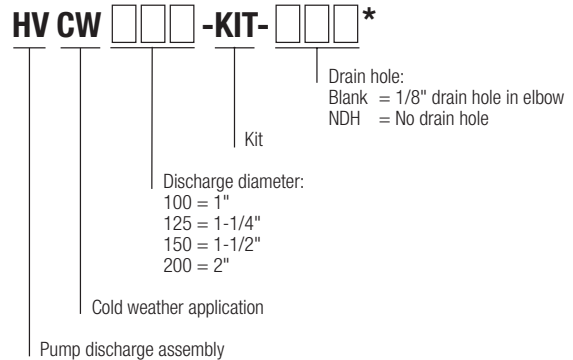
Standard Models

HV100, HV125, HV150, HV200

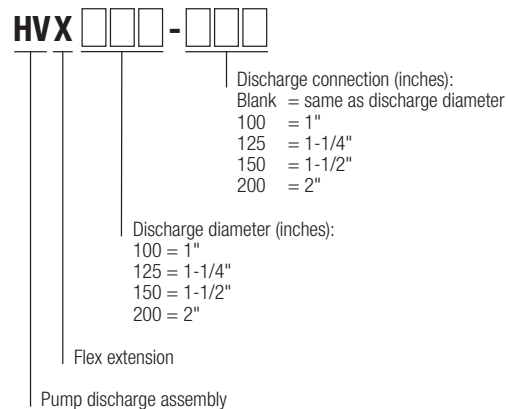
Product Code Diagram




* Available for 1-1/2" discharge only




* Always ordered with high head discharge assembly





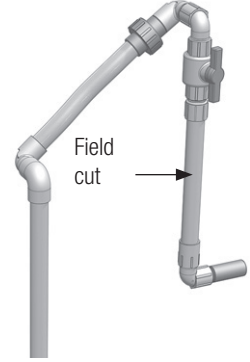
High head style



Drainback style




Low head style



High head style with cold weather kit installed



Cold weather kit



External flex extension

Component Working Pressure Ratings

True union ball check valve	200 psi (14 bar) at 73° F (23° C)
All other valves	150 psi (10 bar) at 73° F (23° C)
Unions	150 psi (10 bar) at 73° F (23° C)

Materials of Construction

Component	Material
Anti-siphon valve	Schedule 40 PVC
Ball valve	Schedule 40 PVC
Check valve	Schedule 40 PVC
Pipe and fittings	Schedule 40 PVC
Flexible hose	PVC
External flex hose	PVC
Flow control disc	Schedule 80 PVC
Gate valve	Schedule 80 PVC
Unions	Schedule 80 PVC
High-pressure flex hose compound	Special elastomer compound

Hose Specifications

Thickness and working pressures at 73° F (23° C)

Flexible hoses	Size (U.S. Nominal)	Wall thickness	Working pressure	Bursting pressure
(standard and external)	1 in.	0.11 in. (2.8 mm)	100 psi (7 bar)	355 psi (24 bar)
	1.25 in.	0.13 in. (3.3 mm)	80 psi (6 bar)	250 psi (17 bar)
	1.5 in.	0.13 in. (3.3 mm)	65 psi (4 bar)	200 psi (14 bar)
	2 in.	0.16 in. (4.1 mm)	60 psi (4 bar)	175 psi (12 bar)
Flexible hoses	Size (U.S. Nominal)	Wall thickness	Working pressure	Bursting pressure
(high-pressure)	1 in.	0.235 in. (6.0 mm)	250 psi (17 bar)	N/A
	1.25 in.	0.24 in. (6.1 mm)	250 psi (17 bar)	N/A
	1.5 in.	0.24 in. (6.1 mm)	250 psi (17 bar)	N/A
	2 in.	0.22 in. (5.6 mm)	200 psi (14 bar)	N/A